


**A Note from Mozart:**





I love puzzles, arithmetic, and composing **musical patterns**.  
A musician often memorizes a musical pattern.


**Patterns by Memory:**

1. First play each pattern looking at the notes.
2. Repeat and play each pattern by **MEMORY** on the next higher C-D-E. Watch your fingers to check your round hand shape!
3. Your teacher will play the first measure of any pattern. Point to the pattern you heard. Then **YOU** be the teacher.



# 10 Mozart's Musical Patterns

Quickly  pattern 1  repeat  repeat 

1. 

Repeat on the next HIGHER C-D-E.



Teacher Duet: (Student plays as written.)

Pattern 1

R.H. 

L.H. 

*pp*

Pattern 2

R.H. 

L.H. 

*pp* *mf*

Pattern 3

R.H. 

L.H. 

*mf* *pp*

2.

3 2 1

3 repeat repeat

*p* Tip - py toe, tip - py toe, *f* stomp - ing I go! (2 - 3 - 4)

Keep fingertips firm!

Repeat on  
the next  
HIGHER  
C-D-E.

3.

pattern 3 repeat

*f* Mo - zart sound, (2 - 3 - 4) *p* all a - round. (2 - 3 - 4)

Repeat on  
the next  
HIGHER  
C-D-E.



Make up your own short **C-D-E** pattern.  
Then repeat your pattern on HIGHER C-D-E keys.

